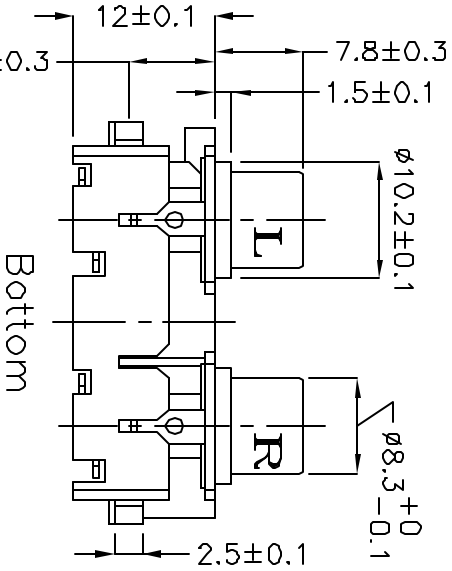


- Specifications:
- 1. Insulation Resistance: 100MΩhms min. (Initial)
  - 2. Contact Resistance (Initial): 30mΩhms max at 100mA(max) 1KHz.
  - 3. Dielectric Withstand Voltage: AC 500V, 60Hz for 1 minute.
  - 4. Insertion Force: 3kgs max.
  - 5. Extraction Force: 0.08Kgs min. Humidity Test: 40±2, 90~95%, 48 hours.

- Custom Part Numbers:
1. The last part number in the "Color Index" is a custom part template.
  2. Match color number from "Color Chart" to the desired "Input" on the "Color Index."

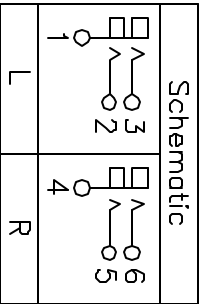
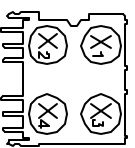
Color Chart
1 = Black
2 = Red
3 = White
4 = Yellow
5 = Blue
6 = Green



Color Index				
Part No.	Input X1	Input X2	Input X3	Input X4
RCJ-412211	Red	Red	Black	Black
RCJ-413344	White	White	Yellow	Yellow
RCJ-412233	Red	Red	White	White
RCJ-41X <sub>1</sub> X <sub>2</sub> X <sub>3</sub> X <sub>4</sub>	Color X <sub>1</sub>	Color X <sub>2</sub>	Color X <sub>3</sub>	Color X <sub>4</sub>

Example: (Black, Red, White, Yellow)  
 RCJ-41X<sub>1</sub>X<sub>2</sub>X<sub>3</sub>X<sub>4</sub> = RCJ-411234

PC Board Layout (Top View)



No.	Description	Material	Qty	Finish
6	Input	PBT	4	See Color Index
5	Cover	ABS	2	Black Color
4	Base	ABS	1	Black Color
3	Terminal T	0.5t Brass	2	Silver Plated
2	Terminal D	0.5t Brass	2	Silver Plated
1	Earth Terminal (Barrel)	0.5t Brass	2	Nickel Plated

**CUI DEVICES**  
 6405 SW Rosewood St, Suite C  
 Lake Oswego, OR 97035  
 Phone: 877-323-3576  
 Website: www.cuidevices.com