


CERAMIC SMD LVPECL OUTPUT OSCILLATOR (7.0 x 5.0 x 1.6mm)

FEATURES:

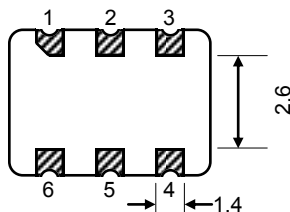
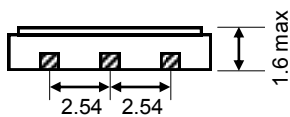
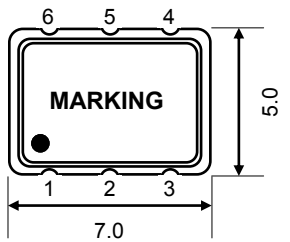
- HIGH FREQUENCY
- ULTRA LOW PHASE JITTER PERFORMANCE
- ENABLE / DISABLE



■ SPECIFICATION

FREQUENCY RANGE	2.5V: 12.000MHz ~ 312.500MHz 3.3V: 12.000MHz ~ 800.000MHz	
FREQUENCY STABILITY	±15ppm ~ ±100ppm	
OPERATING TEMPERATURE RANGE	STD: 0°C ~ 70°C, Option: -40°C ~ 85°C (See P/N guide for other options)	
STORAGE TEMPERATURE RANGE	-55°C ~ 125°C	
SUPPLY VOLTAGE ± 10%	2.5V _{DC} ~ 3.3V _{DC}	
SUPPLY CURRENT	100mA max.	
OUTPUT	LOGIC FAMILY	LVPECL
	LOAD	50Ω (into V _{DD} - 2.0V _{DC})
	LEVEL LOGIC '1' (V_{OH})	V _{DD} - 1.025V _{DC} min.
	LEVEL LOGIC '0' (V_{OL})	V _{DD} - 1.620V _{DC} max.
	PEAK TO PEAK	600mV min. 800mV typ.
	SYMMETRY(DUTY CYCLE)	STD: 40% / 60% , Option: 45% / 55%
	RISE AND FALL TIME (Tr/Tf)	250pS typ. 1.0nS max.
	START UP TIME	10mS max.
STAND-BY VOLTAGE	ENABLE (V_{IH})	0.7 x V _{DD} ≤ V _{IH} ≤ V _{DD} or N/C
	DISABLE (V_{IL})	V _{IL} ≤ 0.3 x V _{DD}
AGING @ +25°C ±3°C	±3.0ppm / 1 st year max.	
PHASE JITTER (12kHz ~ 20MHz)	1.0pS max.	

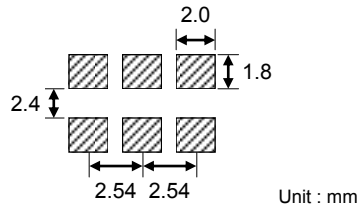
■ PACKAGE DIMENSIONS



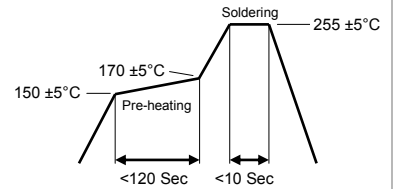
Unit : mm

Pin Configuration	
1	N.C. or En/Dis
2	N.C. or En/Dis
3	GND
4	Output
5	C - output
6	V _{DD}

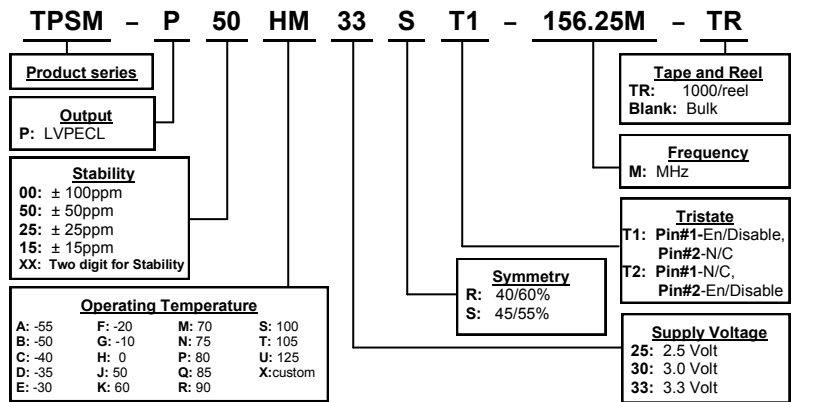
■ SOLDER PATTERN



■ REFLOW PROFILE



■ PART NUMBERING GUIDE



Transko Electronics, Inc reserves the right to make changes to the product (s), service (s), and specification (s) described herein without notice. See "Terms of Sale" for details on our website.